


THULE[®]
SWEDEN

PROFESSIONAL

The time saving load carrier system



Use your head – save your back!

Finally, a transport solution that makes it quick,
easy and safe to load and unload.


Your dynamic platform for heavy-duty purposes.



The aerodynamic design of the Heavy-Duty Bar means minimum wind resistance for better fuel economy, while helping to promote a professional image.



Built using advanced polymer materials and highly robust aluminium helping to enable a high load capacity and extra long service life.



Available in six different lengths making it a perfect solution for most types of work vans or your entire fleet (see Thule Professional Fit Guide).

Unique tri-slot design (top, rear and bottom) ensures maximum flexibility, making it possible to fit a range of innovative accessories that can be used independently or together.

It all starts here: the rugged Thule Heavy-Duty Bar designed for high load capacity. Think of it as the ultimate platform – with smart, relevant innovations that open up one possibility after another. Adapting to your needs and way of working instead of the other way around. Equally important, it's built tough in every detail using highly robust aluminium and advanced polymer materials – proven to take a professional beating.

SYSTEM OVERVIEW - Have a closer look at the range of products that make up the dynamic Thule Professional Load Carrier System.



Ladder Tilt (311) – designed with an innovative extender function that tilts down along the side of the vehicle, making loading and unloading remarkably quick, easy and safe.

- Material: aluminium.
- Quick strap – with ratchet mechanism it is easy to fasten the ladder.



Fold Down Load Stop (315) – keeps the load firmly in place, while offering a unique folding capability, so that it can be tilted down when not in use or when loading.

- Size: 17 cm
- Material: Advanced, durable polymer, reinforced with integrated 2 mm steel tube.



Conduit Box (317) – designed with double openings making loading and transporting conduits amazingly quick easy and safe.

- Size: 320 cm x 22 cm x 12 cm.
- Material: Brushed, stainless steel.
- Accessories: Mid Wall and Wire Trace (318).
- Allows to separate short and long tubes and makes it easy to access short tubes.



Ladder Holder (330) – features a unique fastening solution based on robust straps with a ratchet mechanism for quick and easy loading and unloading.



Awning (326-328) – operates from the side of the vehicle to provide waterproof, UV protection in harsh weather.

- Size: 2.6m x 2.0m, 3.0m x 2.5m, 3.5m x 2.5m.
- Material: aluminium, tear resistant fabric in laminated PVC.



Load Stop (314) – a durable, quickly attached solution that firmly positions the load and prevents sliding, while being easy to adjust.

- Size: 15 cm
- Material: Advanced, durable polymer



Roller (334/335) – makes loading of longer items, such as ladders and planks a lot easier, while helping to protect the top and back of the vehicle.

- Length: 65 cm and 110 cm.
- Material: Aluminium profile, covered with soft plastic (TPE) surface.



Eye Bolt (320) – Secure your load by using the Eye Bolt and the Ratchet Tie Down.

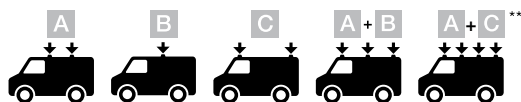
- Size: M8.
- Material: Steel.



Ratchet Tie Down (323) – ensures speedy and secure fastening of loads, from ladders to planks.

- Size: 0,4 + 4,1 m
- Material: Polyester with S-hooks in steel
- Tensile strength 1300 kg.
- Load capacity 650 kg.

Fit Guide: Heavy-Duty Load Carriers.



FIAT	A				B				C				*	Max load, kg Bars		
	Foot	Bar	Kit	Lock	Foot	Bar	Kit	Lock	Foot	Bar	Kit	Lock		2	3	4
Doblo, 3/5-dr, Van with fixpoint, 00-	753	392	3021	Incl.										75		
Doblo, 5-dr, Van with fixpoint, high roof, 00-	**															
Doblo Malibo, 5-dr, Van with roof railing, 00-	755	391		Incl.									379	75		
Ducato, 3/4/5-dr, Van with fixpoint, 95-01, 02-06	753	393	3054	Incl.	7531	3931	3054	Incl.	753	393	3054	Incl.		100	150	200
Ducato 4-dr, Van with fixpoint, 06-	751	393	3031	Incl.	7511	3931	3031	Incl.	751	393	3031	Incl.		100	150	200
Ducato, 2-dr, Single cab, 06-					750	3931	1439						379	30		
Ducato, 4-dr, Double cab, 06-	750	393	1439										379	60		
Fiorino, 3/4/5-dr, Van with fixpoint, 08-	751	391	3070	Incl.	7531	3921	3070	Incl.						100	150	
Fiorino, 3/4/5-dr, Van with roof railing, 08-	775	392												75		
Scudo, 3/4/5-dr, Van with fixpoint, 97-06	753	391	3023	Incl.					753	391	3048	Incl.		100		200
Scudo, 4/5-dr, Van with fixpoint, 07-	753	391	3051	Incl.	7531	3911	3055	Incl.	753	391	3055	Incl.		100	150	200
Strada, 2-dr, Pickup, 04-	**															
Strada, 2-dr, Pickup, with roof railing, extended, 04-	755	390											379	75		
Strada, 2-dr, Pickup with roof railing, 04-	**															
Ulysse, 5-dr, MPV with T-profile, 94-01, 02-	753	391	3035	Incl.										100		

*Tool Key needed. **No fit. ***Check mounting instructions for correct positioning.

BARS

Item number (2 Pieces)	390	391	392	393	394	395
Item number (1 Piece)	3901	3911	3921	3931	3941	3951
Leght (mm)	1200	1350	1500	1750	2000	2200

FEET

Type of vehicle roof

fix points

roof rails

normal

tracks

rain gutter

Type of foot



Product name	Rapid Fixpoint XT	Rapid Fixpoint XT Low	Rapid Crossroad	Rapid Railing	Rapid System	Gutter Foot	Gutter Foot	Gutter Foot
Item number (4 Pieces)	751	753	775	755	750	9511/9512	9521/9522	9531
Item number (2 Pieces)	7511	7531						
Load capacity, per pair of bars (kg)	100	100	100	100	75	100	100	100
Foot height (cm)	9,5	5,2	5,5	7,5	14	15	20	28
Lock	Included	Included	Included			527	527	527
Fitting kit needed	yes	yes	no	no	yes	no	no	no
Tool key 379 needed	no	no	no	yes	yes	no	no	no
TÜV approved	yes	yes	yes	yes	yes	yes	yes	yes
Fulfills City Crash norms	yes	yes	yes					
Miscellaneous			Railing sizes 20–68 mm	Railing sizes 18–50 mm				

¹Maximum load is the maximum approved weight for each type of load carrier. Consult your car manual for your car's maximum load limit. ²Foot height is the distance from the base of the foot to the top of the bar. Please note: for distances to the bottom of the bar, deduct 22 mm for squarebars and 27 mm for aero bars.

For more information about Thule and your nearest dealer, please visit www.thuleprofessional.com