

MISUTONIDA
italian style **4x4**
accessories
PEUGEOT BIPPER



Item Code

Codice Articolo

: **PP1/238/IX**

Référence Article

GB

STAINLESS STEEL
REAR PROTECTIONS

ITA

PROTEZIONE POSTERIORI
IN ACCIAIO INOX

FR

PROTECTIONS POSTERIEURES
EN ACCIER INOX

PEUGEOT BIPPER

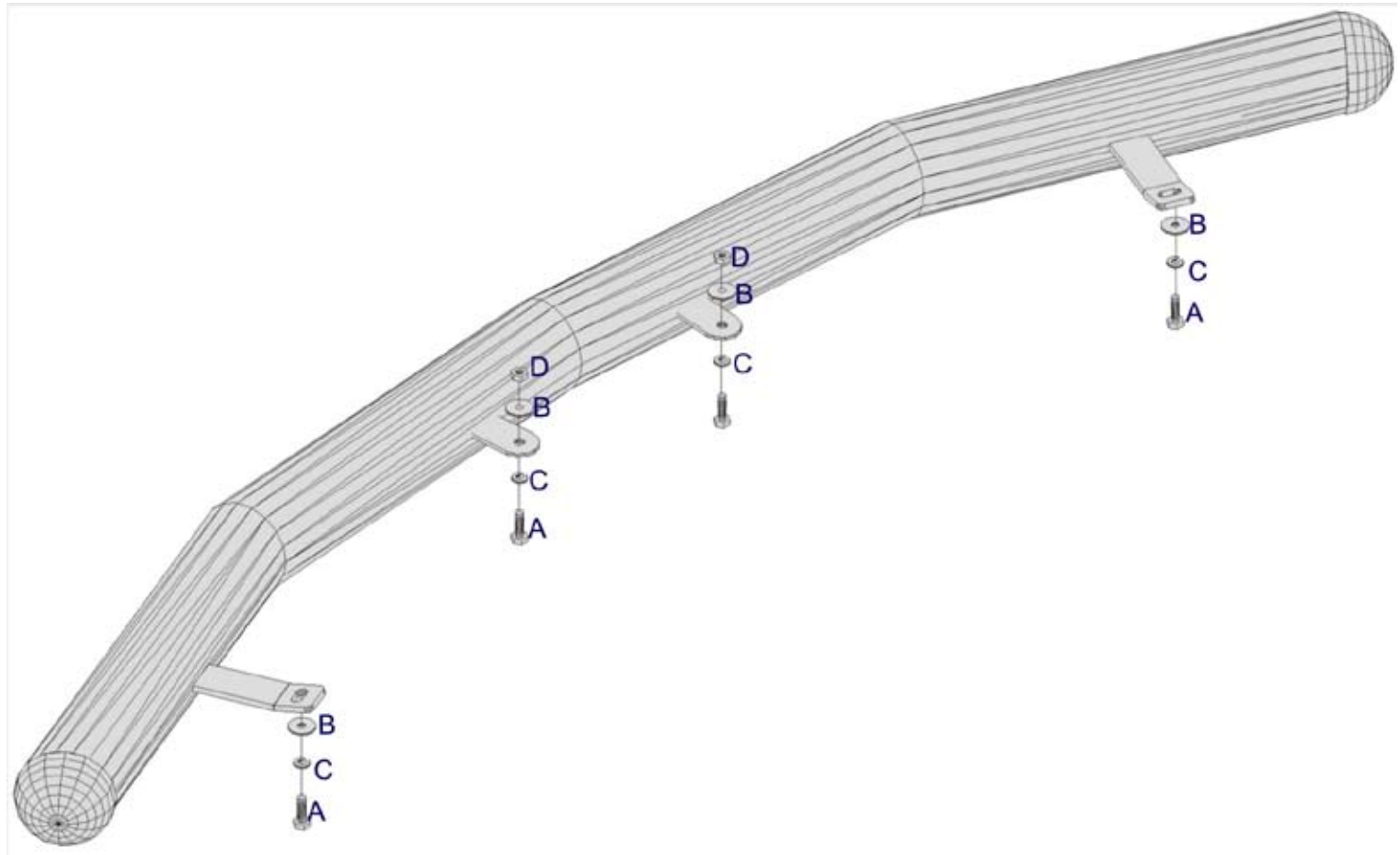
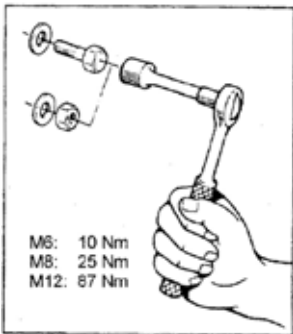
Part List
Lista della bulloneria
Liste des pièces

A  **TE 6X25**
x 4

B  **Ø 6**
Big
Grandi
Gorand
x 6

C  **Ø 6**
x 4

D  **M6**
x 4



 **MISUTONIDA**
  *italian style* **4x4**
accessories

GB

FITTING INSTRUCTIONS

1. Remove the n.2 original bolts located in the lower part of the bumper (picture 1).
2. Fit the longer brackets welded to the accessory in the holes just freed (picture 2) using A,B,C (picture 3).
3. Drill a hole in correspondence of the ones located on the shorter welded brackets.
4. To fit more tightly the accessory fit the welded brackets to the bumper using A,B,C,D.
5. Tighten all the set of bolts.

ITA



ISTRUZIONI DI MONTAGGIO

1. Rimuovere i 2 bulloni originali posti nella parte inferiore del paraurti posteriore (foto 1).
2. Montare le staffe saldate piu lunghe nei fori appena liberati (foto 2) utilizzando A,B,C (foto 3).
3. Praticare un foro in corrispondenza di quelli presenti sulle staffe saldate piu corte.
4. Per un ulteriore fissaggio dell'accessorio fissare le staffe saldate al paraurti utilizzando A,B,C,D.
5. Serrare tutti i bulloni.

FR

INSTRUCTIONS DE MONTAGE

1. *Enlever les n.2 boulons originales qui se trouvent dans la partie inférieure du parechoc (photo 1).*
2. *Monter les pattes de fixation plus longues soudées à l'accessoire dans les trous libérés (photo 2) en utilisant A,B,C (photo 3).*
3. *Faire des trous en correspondance des ceux qui se trouvent sûr les pattes de fixation soudées plus courtes.*
4. *Pour mieux monter l'accessoire fixer les pattes soudées au parechoc en utilisant A,B,C,D.*
5. *Serrer toute la boulonnerie.*



Date Data Date	Item Code Cod.Articolo Réf. Article	Vehicle model Modello Veicolo Modèle de Voiture
02/03/09	PP1/238/IX	PEUGEOT BIPPER

Document checked and approved by
Documento controllato ed approvato da
 Document contrôlé et approuvé par

**Botta
Pietro**

MISUTONIDA
 italian style accessories **4x4**